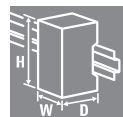


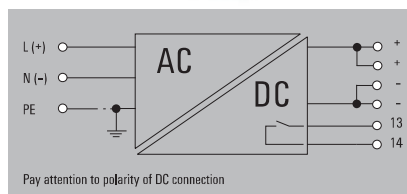
connectPower PROeco



PRO ECO 240W 48V 5A



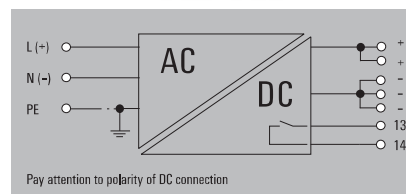
Similar to illustration



PRO ECO 480W 48V 10A



Similar to illustration



Technical data

Input	
Rated input voltage	
Input voltage range AC	
Frequency range AC	
DC input voltage range	
AC current consumption	
DC current consumption	
Input fuse (internal) / Inrush current	
Recommended back-up fuse	
Output	
Rated output voltage	
Output voltage	
Ramp-up time / Residual ripple, breaking spikes	
Nominal output current for $U_{nom}$	
Continuous output current @ $U_{Nominal}$	
Capacitive load	
Protection against inverse voltage	
Signalling	
Indication	
Floating contact / Contact load	
Relay on/off	
General data	
Degree of efficiency	
Power loss idling / nominal load / Power loss, nominal load	
Earth leakage current, max.	
Power factor (approx.)	
AC failure bridging time @ $I_{nom}$	
Parallel connection option	
Depth x width x height / Net weight	
Approvals	
Approvals	
Connection data	
Connection system	
Number of terminals	
Wire cross-section, rigid min/max	mm <sup>2</sup>
Wire cross-section, flexible min/max	mm <sup>2</sup>
Wire cross-section, AWG/kcmil min/max	
Note	

100...240 V AC (wide-range input)	
85...264 V AC (derating at 100 V AC)	
47...63 Hz	
80...370 V DC (Derating @ 120 V DC)	
1.2 A @ 230 V AC / 2.4 A @ 115 V AC	
1.2 A @ 370 V DC / 2.4 A @ 120 V DC	
Yes / Max. 10 A	
4 A / DI, safety fuse	
10 A, Char. B, circuit breaker	
3...4 A, Char. C, circuit breaker	
48 V DC ± 1 %	
42...56 V (adjustable via potentiometer)	
≤ 100 ms / < 100 mV ss @ 48 V DC, I Nenn	
5 A at 55 °C	
5 A @ 55 °C, 3,75 A @ 70 °C	
unrestricted	
Yes	
Green LED ( $U_{output} > 21.6$ V DC), Yellow LED ( $I_{output} > 90 \% I_{Rated}$ typ. ), red LED (overload, overtemperature, short-circuit, $U_{output} < 20.4$ V DC)	
Yes / max. 30 V DC / 1 A	
Output voltage >21.6 V DC / <20.4 V DC, overload	
92 %	
3 W / 23 W	
3.5 mA	
> 0.94 @ 230 V AC / > 0.99 @ 115 V AC	
> 20 ms @ 230 V AC / > 20 ms @ 115 V AC	
yes, max. 5	
100 / 60 / 125 mm / 1.01 g	
CE, TUEV (EN/IEC 60950-1), cULus, EAC	
Input	Output
Screw connection	Screw connection
3 for L/N/PE	6 (+, -, 13, 14)
0.5 / 6	0.5 / 6
0.5 / 2.5	0.5 / 2.5
26 / 12	26 / 12

100...240 V AC (wide-range input)	
85...264 V AC (derating at 100 V AC)	
47...63 Hz	
80...370 V DC (Derating @ 120 V DC)	
2.4 A @ 230 V AC / 5.2 A @ 110 V AC	
1.5 A @ 370 V DC / 4.6 A @ 120 V DC	
Yes / max. 3 A	
6 A / DI, safety fuse	
16 A, Char. B, circuit breaker	
6...8 A, Char. C, circuit breaker	
48 V DC ± 1 %	
42...56 V (adjustable via potentiometer)	
≤ 100 ms / < 100 mV ss @ 48 V DC, I Nenn	
10 A @ 55 °C	
10 A @ 55 °C, 2.5 A @ 70 °C	
unrestricted	
Yes	
Green LED ( $U_{output} > 21.6$ V DC), Yellow LED ( $I_{output} > 90 \% I_{Rated}$ typ. ), red LED (overload, overtemperature, short-circuit, $U_{output} < 20.4$ V DC)	
Yes / max. 30 V DC / 1 A	
Output voltage >21.6 V DC / <20.4 V DC, overload	
93%	
5 W / 50 W	
3.5 mA	
> 0.98...230 V AC / > 0.98...115 V AC	
> 20 ms @ 230 V AC / > 20 ms @ 115 V AC	
yes, max. 3	
120 / 100 / 125 mm / 1570 g	
CE, TUEV (EN/IEC 60950-1), cULus, EAC	
Input	Output
Screw connection	Screw connection
3 for L/N/PE	7 (+, -, 13, 14)
0.5 / 6	0.5 / 6
0.5 / 2.5	0.22 / 4
26 / 12	26 / 10

Ordering data

Type	Qty.	Order No.
PRO ECO 240W 48V 5A	1	1469590000

The internal varistor found in a switch-mode power supply does not replace the need for surge protection within a system.
---

Type	Qty.	Order No.
PRO ECO 480W 48V 10A	1	1469610000

The internal varistor found in a switch-mode power supply does not replace the need for surge protection within a system.
---