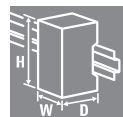


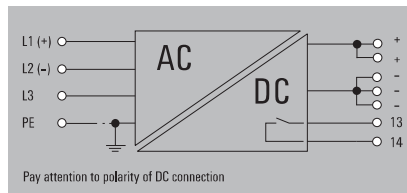
connectPower PROeco



PRO ECO3 480W 24V 20A



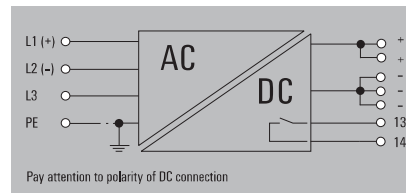
Similar to illustration



PRO ECO3 960W 24V 40A



Similar to illustration



Technical data

Input	
Rated input voltage	
Input voltage range AC	
Frequency range AC	
DC input voltage range	
AC current consumption	
DC current consumption	
Input fuse (internal) / Inrush current	
Recommended back-up fuse	
Output	
Rated output voltage	
Output voltage	
Ramp-up time / Residual ripple, breaking spikes	
Nominal output current for $U_{nom}$	
Continuous output current @ $U_{Nominal}$	
Capacitive load	
Protection against inverse voltage	
Signalling	
Indication	
Floating contact / Contact load	
Relay on/off	
General data	
Degree of efficiency	
Power loss idling / nominal load / Power loss, nominal load	
Earth leakage current, max.	
Power factor (approx.)	
AC failure bridging time @ $I_{nom}$	
Parallel connection option	
Depth x width x height / Net weight	
Approvals	
Approvals	
Connection data	
Connection system	
Number of terminals	
Wire cross-section, rigid min/max	mm <sup>2</sup>
Wire cross-section, flexible min/max	mm <sup>2</sup>
Wire cross-section, AWG/kcmil min/max	
Note	

3 x 400...3 x 500 V AC (wide-range input)	
3 x 320...3 x 575 V AC / 2 x 360...2 x 575 V AC	
47...63 Hz	
450...800 V DC (max. 500 V DC acc. to UL508)	
1.2 A @ 3 x 500 V AC / 1.5 A @ 3 x 400 V AC	
0.7 A @ 800 V DC / 1.2 A @ 450 V DC	
Yes / max. 50 A	
4 A / DI, safety fuse	
3...5 A, Char. C, circuit breaker	
24 V DC ± 1 %	
22...28 V (adjustable via potentiometer)	
≤ 100 ms / < 50 mV <sub>pp</sub> @ 24 V DC, $I_N$	
20 A @ 55 °C	
20 A @ 55 °C, 15 A @ 70 °C	
unrestricted	
Yes	
Green LED ( $U_{output} > 21.6$ V DC), Yellow LED ( $I_{output} > 90\% I_{Rated}$ typ. ), red LED (overload, overtemperature, short-circuit, $U_{output} < 20.4$ V DC)	
Yes / max. 30 V DC / 1 A	
Output voltage >21.6 V DC/ <20.4 V DC, overload	
89%	
8 W / 48 W	
3.5 mA	
> 0.55 @ 3 x 500 V AC / > 0.65 @ 3 x 400 V AC	
> 30 ms @ 3 x 500 V AC / > 20 ms @ 3 x 400 V AC	
yes, max. 3	
120 / 100 / 125 mm / 1300 g	
CE, TUEV (EN/IEC 60950-1), cULus, EAC	
Input	Output
Screw connection	Screw connection
4 for L1/L2/L3/PE	7 (+, -, 13, 14)
0.5 / 6	0.5 / 6
0.5 / 2.5	0.5 / 2.5
26 / 12	26 / 10

3 x 400...3 x 500 V AC (wide-range input)	
3 x 320...3 x 575 V AC / 2 x 360...2 x 575 V AC	
47...63 Hz	
450...800 V DC (max. 500 V DC acc. to UL508)	
2,15 A @ 3 x 500 V AC / 2,68 A @ 3 x 400 V AC	
1,37 A @ 800 V DC / 2,37 A @ 450 V DC	
Yes / max. 40 A	
6 A / DI, safety fuse	
10 A, Char. B, circuit breaker	
6...8 A, Char. C, circuit breaker	
24 V DC ± 1 %	
22...28 V (adjustable via potentiometer)	
≤ 100 ms / < 50 mV <sub>pp</sub> @ 24 V DC, $I_N$	
40 A @ 50 °C	
40 A @ 50 °C, 24 A @ 70 °C	
unrestricted	
Yes	
Green LED ( $U_{output} > 21.6$ V DC), Yellow LED ( $I_{output} > 90\% I_{Rated}$ typ. ), red LED (overload, overtemperature, short-circuit, $U_{output} < 20.4$ V DC)	
Yes / max. 30 V DC / 1 A	
Output voltage >21.6 V DC/ <20.4 V DC, overload	
90%	
5 W / 95 W	
3.5 mA	
> 0.55 @ 3 x 500 V AC / > 0.65 @ 3 x 400 V AC	
> 25 ms @ 3 x 500 V AC / > 20 ms @ 3 x 400 V AC	
yes, max. 3	
120 / 160 / 125 mm / 2899 g	
CE, TUEV (EN/IEC 60950-1), cULus, EAC	
Input	Output
Screw connection	Screw connection
4 for L1/L2/L3/PE	7 (+, -, 13, 14)
0.5 / 6	0.5 / 16
0.5 / 2.5	2.5 / 10
26 / 12	22 / 8

Ordering data

Type	Qty.	Order No.
PRO ECO3 480W 24V 20A	1	1469550000

Type	Qty.	Order No.
PRO ECO3 960W 24V 40A	1	1469560000

Type	Qty.	Order No.
PRO ECO3 960W 24V 40A	1	1469560000

**Note**

The internal varistor found in a switch-mode power supply does not replace the need for surge protection within a system.

The internal varistor found in a switch-mode power supply does not replace the need for surge protection within a system.