SAIL-M12BW-4-5.0U

Weidmüller Interface GmbH & Co. KG
Klingenbergstraße 26
D-32758 Detmold
Germany

www.weidmueller.com

Sensor/actuator cables are used for wiring sensors and actuators and for transmitting data or power in various applications. The moulded cable offers connected and tested connection of the plug-in connector to the cable ex-works. The cables may be exposed to a wide range of conditions, such as humidity, dust, heat, cold, shock or vibration.
Our developers have focused specifically on this issue and designed a host of different M8 and M12 sensor-actuator cables so you are bound to find the solution you need for your application.
Is there something you have not managed to find or you feel needs explanation? Talk to us!

General ordering data

Version	Sensor/actuator line, One end without connector, M12, Number of poles : 4, 5 m, Socket, angled, Shielded: No, LED: No, Sheath material: PUR, Halogen: No
Order No.	9457740500
Type	SAIL-M12BW-4-5.0U
GTIN (EAN)	4032248228393
Qty.	1 pc(s).

Creation date 08 February 2022 04:30:26 CET

SAIL-M12BW-4-5.0U

Weidmüller Interface GmbH & Co. KG
Klingenbergstraße 26
D-32758 Detmold
Germany

www.weidmueller.com

Technical data

Dimensions and weights

Net weight	159 g

Environmental Product Compliance

REACH SVHC	Lead 7439-92-1

Technical specifications for cable

Acceleration	5 m/s²	Bending cycles	12 Mio
Bending cycles at torsion	> 5 Mio.	Bending radius, min., moving	10 x cable diameter
Bending radius, min., stationary	5 x cable diameter	Cable length	5 m
Colour coding	brown, white, blue, black	Configurable cable length	No
Core cross-section	0.34 mm²	Core in accordance with UL AWM style	10493 (80 °C / 300 V)
Halogen	No	Hydrolysis and microbe resistant	Yes
Insulation	PP	LABS-free	Yes
Length of torsion	1 m	Number of poles	4
Outer cladding in accordance with UL AWM style	20233 (80 °C / 300 V)	Outside diameter	4.7 mm ± 0.2 mm
Resistance to oils	in accordance with IEC 60811:404	Resistance to spread of flame	in accordance with IEC 60332-1-2, in accordance with IEC 60332-1-3, in accordance with IEC 60332-2-2, In accordance with UL1581 UL/ CUL FT1
Resistant to welding beads	No	Sheath material	PUR
Sheathing colour	black	Shielded	No
Speed	5 m/s	Suitable for cable carriers	Yes
Temperature range, moving	-25...80 °C	Temperature range, stationary	-40...80 °C
Torsion resistance	360 °/m		

General technical data

AF size	12 mm	Coding	A
Connection thread	M12	Contact surface	Gold-plated
Housing main material	PUR	Insulation strength	10^8 Ω
LED	No	Plugging cycles	≥ 100
Pollution severity	3	Protection degree	IP65, IP66, IP67, IP68, when screwed in, IP69
Rated current	4 A	Rated voltage	250 V
Temperature range of housing	-40 ... +85 ° C	Threaded ring material	Diecast zinc
Tightening torque	M12: 0.8 - 1.2 Nm	Version	Socket, angled
jumpered	No		

Electrical properties

Insulation strength	10^8 Ω	Rated voltage	250 V

General standards

Certificate no. (cULus)	E307231	Connector standard	IEC 61076-2-101

Standards

Connector standard	IEC 61076-2-101

SAIL-M12BW-4-5.0U

Weidmüller Interface GmbH & Co. KG
Klingenbergstraße 26
D-32758 Detmold
Germany

www.weidmueller.com

Technical data

Classifications

ETIM 6.0	EC001855	ETIM 7.0	EC001855
ETIM 8.0	EC001855	ECLASS 9.0	27-06-03-11
ECLASS 9.1	27-06-03-11	ECLASS 10.0	27-06-03-11
ECLASS 11.0	27-06-03-11		

Approvals

Approvals	
ROHS	Conform
UL File Number Search	E307231

Downloads

Engineering Data	CAD data – STEP
Engineering Data	EPLAN, WSCAD, Zuken E3.S
Product Change Notification	DE - Technische Änderung zu M12 Gewindering mit 6-Kant EN - Technical change to M12 nut with additional hexagonal mounting
Catalogues	Catalogues in PDF-format
Brochures	FL FIELDWIRING EN FL FIELDWIRING EN

SAIL-M12BW-4-5.0U

Weidmüller Interface GmbH & Co. KG
Klingenbergstraße 26
D-32758 Detmold
Germany

www.weidmueller.com

Drawings

Dimensioned drawing

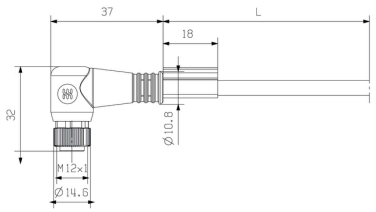

Pole scheme

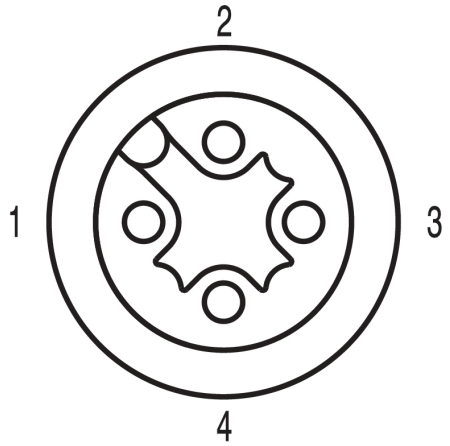

Socket

Wiring diagram

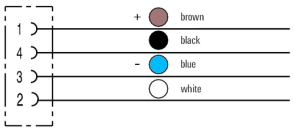

The ideal tool: Screwty® with torque function

Light, securely screwed-in round plug-in connectors. Screwty set DM / VPE: 1 / Order No.: 1920000000 Adapters: M12, M12 F, M8, M8 F