

## TFIS 12-240VUC 1CO CG

**Weidmüller Interface GmbH & Co. KG**

Klingenbergstraße 26

D-32758 Detmold

Germany

[www.weidmueller.com](http://www.weidmueller.com)

### Product image



Compact timing relays for building and factory automation

Our TFI-SERIES consists of five different devices covering the most important applications in building and factory automation. Four of these carry out individual functions: clock generator (pause and pulse start), star-delta switch, switch-on delay and off-delay with control input. There is also a multifunctional version with seven different timing functions. The timing functions and time ranges can be easily configured using a rotary switch fitted on the front. All of the devices meet the international standards according to EN 61812 and have UL approval for the North American market.

- Available in installation design and compact industrial design
- Simple configuration via setting potentiometers and status LED
- Compliance with international standards according to EN 61812
- UL approved for the North American market

### General ordering data

Version	TFI-SERIES, Clock generator, Number of contacts: 1, CO contact, AgNi, Rated control voltage: 12...240 V UC -10 % / +10 %, Continuous current: 8 A, Screw connection
Order No.	<a href="#">2697260000</a>
Type	TFIS 12-240VUC 1CO CG
GTIN (EAN)	4050118705287
Qty.	1 pc(s).

## TFIS 12-240VUC 1CO CG

Weidmüller Interface GmbH &amp; Co. KG

Klingenbergstraße 26

D-32758 Detmold

Germany

www.weidmueller.com

## Technical data

## Dimensions and weights

Depth	60 mm	Depth (inches)	2.362 inch
Height	87 mm	Height (inches)	3.425 inch
Width	17.5 mm	Width (inches)	0.689 inch
Net weight	74 g		

## Temperatures

Storage temperature	-25 °C...70 °C	Operating temperature	-25 °C...55 °C
Humidity	15...85 % rel. humidity, no condensation		

## Control side

Rated control voltage	12...240 V UC -10 % / +10 %	Power rating	4 VA, 1.5 W
Status indicator	LED green (U/t): flashes slowly when time t1 runs, flashes quickly when time t2 runs, lights permanently when supply voltage is applied, LED yellow (R): relay closed	Time ranges	0.05 s - 1 s, 0.5 s - 10 s, 3 s - 60 s, 30 s - 10 min, 3 min - 1 h, 30 min - 10 h, 5 h - 100 h
Setting tolerance	5 %	Max. reset time after voltage interruption	100 ms
Basic accuracy	± 1 % (of scale-end value)	Min. pulse duration	100 ms
Repeat accuracy	< 0.5 % or ±5 ms		

## Load side

Rated switching voltage	250 V AC	Continuous current	8 A
Max. switching voltage, AC	250 V	Max. switching voltage, DC	30 V
Min. switching power	10 mA @ 12 V, 100 mA @ 5 V	AC switching capacity (resistive), max.	2000 VA
DC switching capacity (resistive), max.	240 W	Contact type	1 CO contact (AgNi)
Electrical service life, DC coil	2x10 <sup>5</sup> switching cycles (1000 VA ohm load)	Mechanical service life	20 x 10 <sup>6</sup> switching cycles

## General data

Design	Installation housing; 1TE	Suitable for front mounting	No
Rail	TS 35	Test button available	No
Mechanical switch position indicator	No	Colour	black
Resistance to vibration EN 61812-1	10 Hz...60 Hz: 0.15 mm, 60 Hz...150 Hz: 2 g		

## Insulation coordination

Rated voltage	300 V	Pollution severity	2
Surge voltage category	III	Clearance and creepage distances for control side - load side	≥ 3 mm
Dielectric strength for control side - load side	1.6 kV	Impulse withstand voltage	4 kV
Protection degree	IP20		

## Further details of approvals / standards

Certificate no. (cULus)	E360862
-------------------------	---------

Creation date April 13, 2022 5:41:29 AM CEST

Catalogue status 08.04.2022 / We reserve the right to make technical changes.

2

## TFIS 12-240VUC 1CO CG

Weidmüller Interface GmbH &amp; Co. KG

Klingenbergstraße 26

D-32758 Detmold

Germany

www.weidmueller.com

## Technical data

## Connection data

Wire connection method	Screw connection	Stripping length, rated connection	8 mm
Tightening torque, max.	1 Nm	Clamping range, rated connection	2.5 mm <sup>2</sup>
Clamping range, min.	0.5 mm <sup>2</sup>	Clamping range, max.	4 mm <sup>2</sup>
Wire connection cross section AWG, min.	AWG 20	Wire connection cross section AWG, max.	AWG 12
Wire cross-section, solid, min.	0.5 mm <sup>2</sup>	Wire cross-section, solid, max.	4 mm <sup>2</sup>
Wire connection cross section, finely stranded, min.	0.5 mm <sup>2</sup>	Wire connection cross section, finely stranded, max.	4 mm <sup>2</sup>
Wire connection cross-section, finely stranded with wire-end ferrules DIN 46228/4, min.	0.5 mm <sup>2</sup>	Wire connection cross-section, finely stranded with wire-end ferrules DIN 46228/4, max.	2.5 mm <sup>2</sup>
Conductor cross-section, flexible, AEH (DIN 46228-1), min.	0.5 mm <sup>2</sup>	Conductor cross-section, flexible, AEH (DIN 46228-1), max.	2.5 mm <sup>2</sup>
Wire connection cross section, finely stranded, two clampable wires, min.	0.5 mm <sup>2</sup>	Wire cross-section, finely stranded, two clampable wires, max.	2.5 mm <sup>2</sup>
Blade size	size PZ 1		

## Classifications

ETIM 6.0	EC001439	ETIM 7.0	EC001439
ETIM 8.0	EC001439	ECLASS 9.0	27-37-16-05
ECLASS 9.1	27-37-16-05	ECLASS 10.0	27-37-16-05
ECLASS 11.0	27-37-16-05		

## Approvals

Approvals



ROHS	Conform
UL File Number Search	E360862

## Downloads

Approval/Certificate/Document of Conformity	<a href="#">EU Konformitätserklärung / EU Declaration of Conformity</a>
Engineering Data	<a href="#">CAD data – STEP</a>
User Documentation	<a href="#">Beschreibung der Zeitfunktionen - Deutsch</a> <a href="#">Declaration of timing functions - English</a> <a href="#">Beipackzettel / Package Insert – multilingual</a>
Catalogues	<a href="#">Catalogues in PDF-format</a>

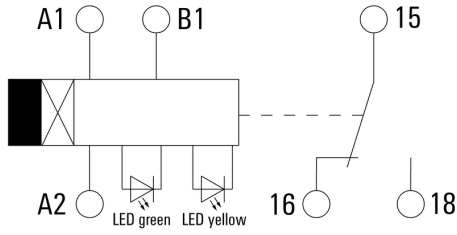
**TFIS 12-240VUC 1CO CG**

**Weidmüller Interface GmbH & Co. KG**  
 Klingenbergstraße 26  
 D-32758 Detmold  
 Germany

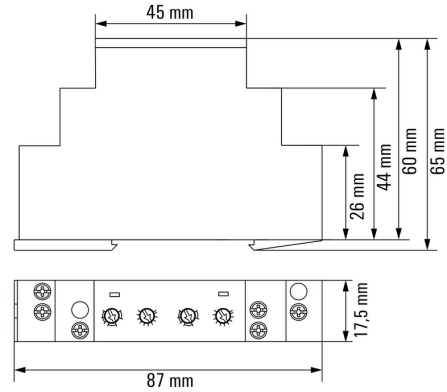
www.weidmueller.com

**Drawings**

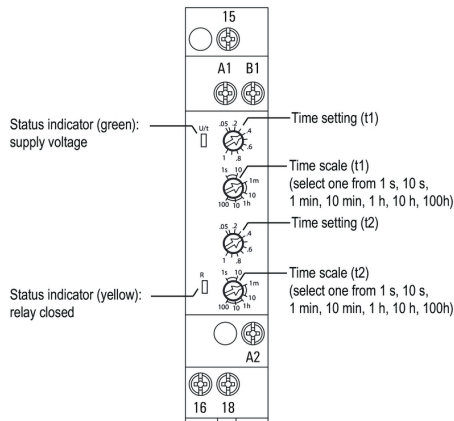
**Wiring diagram**



**Dimensional drawing**



**Miscellaneous**



Detailed drawing

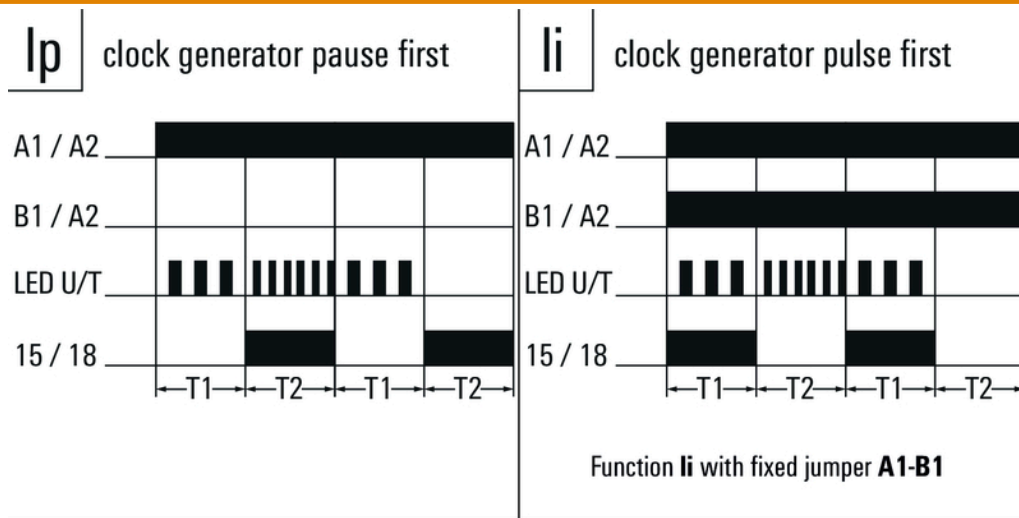
**TFIS 12-240VUC 1CO CG**

**Weidmüller Interface GmbH & Co. KG**  
 Klingenbergstraße 26  
 D-32758 Detmold  
 Germany

www.weidmueller.com

**Drawings**

**Graph**



Time functions

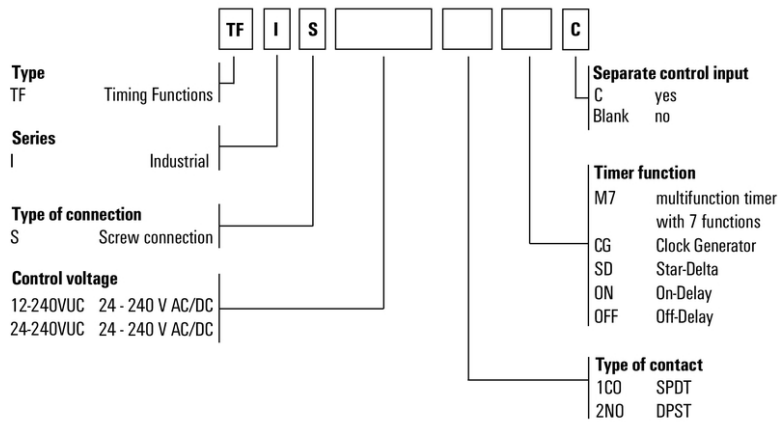
**TFIS 12-240VUC 1CO CG**

**Weidmüller Interface GmbH & Co. KG**  
 Klingenbergstraße 26  
 D-32758 Detmold  
 Germany

www.weidmueller.com

**Drawings**

**Type codes**



Miscellaneous

Creation date April 13, 2022 5:41:29 AM CEST