

ACT20M-AI-2AO-S

Weidmüller Interface GmbH & Co. KG

Klingenbergstraße 26

D-32758 Detmold

Germany

www.weidmueller.com

Product image, Similar to illustration



ACT20M: The slim solution

- Safe and space-saving (6 mm) isolation and conversion
- Quick installation of the power supply unit using the CH20M mounting rail bus
- Easy configuration via DIP switch or FDT/DTM software
- Extensive approvals such as ATEX, IECEx, GL, DNV
- High interference resistance

General ordering data

Version	Signal duplicator/isolator, Configurable, with sensor supply, Input : 1 / U, Output : 2 x I/U
Order No.	1176020000
Type	ACT20M-AI-2AO-S
GTIN (EAN)	4032248970087
Qty.	1 pc(s).

Creation date 07 February 2022 03:30:48 CET

Catalogue status 03.02.2022 / We reserve the right to make technical changes.

ACT20M-AI-2AO-S

Weidmüller Interface GmbH & Co. KG

Klingenbergstraße 26

D-32758 Detmold

Germany

www.weidmueller.com

Technical data

Dimensions and weights

Depth	114.3 mm	Depth (inches)	4.5 inch
Height	112.5 mm	Height (inches)	4.429 inch
Width	6.1 mm	Width (inches)	0.24 inch
Net weight	80 g		

Temperatures

Storage temperature	-40 °C...85 °C	Operating temperature	-25 °C...70 °C
Humidity	40 °C / 93 % rel. humidity, no condensation		

Probability of failure

SIL in compliance with IEC 61508	None	MTBF	181 Years
----------------------------------	------	------	-----------

Environmental Product Compliance

REACH SVHC	Lead 7439-92-1
------------	----------------

Input

Input current	configurable, 0...20 mA, 4...20mA	Input resistance, current	70 Ω
Input resistance, voltage	500 kΩ	Input voltage	configurable, 0(2)...10 V, 0(1)...5 V
Number of inputs	1	Sensor	Voltage source, Current source, 2-wire transmitter (without own power supply)
Sensor supply	17...28 V DC (@ 20 mA)	Voltage drop	<1,5 V
Voltage drop, current input	< 1.5 V		

Output

Cut-off frequency (-3 dB)	100 Hz	Load impedance current	< 300 Ω, per channel, @ max 23mA
Number of outputs	2	Output current	configurable, 0...20 mA, 4...20 mA
Output voltage, note	configurable, 0(2)...10 V, 0(1)...5 V	Type	active, connected control must be passive
load impedance voltage	≥ 10 kΩ		

General data

Accuracy	< 0.05 % of measuring range	
Configuration	DIP switch	
Delivery state	Input: 0...20 mA (loop) // Output 1: 0...20 mA // Output 2: 0...20 mA	
Delivery state	Setting parameters	Input
	Configuration	0...20 mA (loop)
	Setting parameters	Output 1
	Configuration	0...20 mA
	Setting parameters	Output 2
	Configuration	0...20 mA
Galvanic isolation	3-way isolator	
Power consumption, max.	1.2 W	
Power consumption, typ.	0.84 W	

Creation date 07 February 2022 03:30:48 CET

ACT20M-AI-2AO-S**Weidmüller Interface GmbH & Co. KG**

Klingenbergstraße 26

D-32758 Detmold

Germany

www.weidmueller.com

Technical data

Rail	TS 35
Step response time	≤ 7 ms
Temperature coefficient	≤ 0.01 % / °C
Type of connection	Screw connection
Voltage supply	24 V DC ± 30 %

Insulation coordination

EMC standards	IEC 61326-1, NE 21	Galvanic isolation	3-way isolator
Insulation voltage	2.5 kV _{eff} / 1 min.	Pollution severity	2
Rated voltage	300 V _{eff}	Surge voltage category	II

Data for Ex applications (ATEX)

Installation location	Device installed in safe area, zone 2	Marking	II 3 G Ex nA IIC T4 Gc
-----------------------	---------------------------------------	---------	------------------------

Connection data

Type of connection	Screw connection	Tightening torque, min.	0.4 Nm
Tightening torque, max.	0.6 Nm	Clamping range, rated connection	2.5 mm ²
Clamping range, min.	0.5 mm ²	Clamping range, max.	2.5 mm ²
Wire connection cross section AWG, min.	AWG 30	Wire connection cross section AWG, max.	AWG 14

EMC conformity and approvals

EMC standards	IEC 61326-1, NE 21	Standards	IEC 61010-1
---------------	--------------------	-----------	-------------

Classifications

ETIM 6.0	EC002653	ETIM 7.0	EC002653
ETIM 8.0	EC002653	ECLASS 9.0	27-21-01-20
ECLASS 9.1	27-21-01-20	ECLASS 10.0	27-21-01-20
ECLASS 11.0	27-21-01-20		

Tender specification sheets

Long specification	Short specification	Universal standard signal splitter 1-channel signal splitter in 6.1 mm width with external power supply, to transmit, isolate and split analogue DC current signals 0/4...20 mA and voltage signals 0/2...10V // 0/1...5 V. I/O signals are configured with DIP switches.
Type ACT20M-AI-2AO-S		

ACT20M-AI-2AO-S

Weidmüller Interface GmbH & Co. KG
 Klingenbergstraße 26
 D-32758 Detmold
 Germany

www.weidmueller.com

Technical data

Important note

Product information

The configurable DC isolating amplifier ACT20M-AI-AO-S isolates and converts analogue standard signals. An analogue input signal is linearly converted into an analogue output signal and galvanically isolated. The input can also be operated as an active current loop (the loop current is supplied by the device). The power supply is galvanically isolated from the input and output (3-way isolation) by means of direct wiring or the Weidmüller rail bus.
 The configurable DC isolation amplifier ACT20M-AI-2AO-S offers the same functionality, but has 2 galvanically isolated outputs (4-way isolation).

Approvals

Approvals



ROHS	Conform
UL File Number Search	E337701

Downloads

Approval/Certificate/Document of Conformity	DNV-GL certificate FM certificate IECEX certificate ATEX certificate Declaration of Conformity
Engineering Data	CAD data – STEP
Engineering Data	EPLAN, WSCAD, Zuken E3.S
Software	Software – DIP switch configuration tool
User Documentation	Instruction sheet
Catalogues	Catalogues in PDF-format
Brochures	

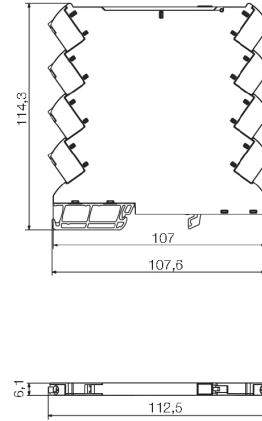
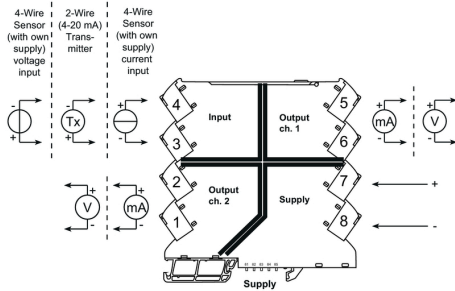
ACT20M-AI-2AO-S

Weidmüller Interface GmbH & Co. KG
 Klingenbergstraße 26
 D-32758 Detmold
 Germany

www.weidmueller.com

Drawings

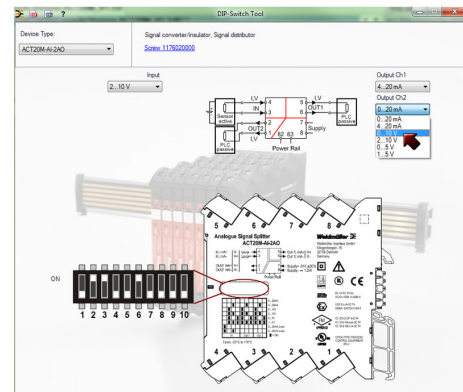
Connection diagram




DIP switch setting

Range	Input Setup				Output setup								
	1	2	3	4	Channel 1			Channel 2					
0...20 mA													
4...20 mA													
0...10 V													
2...10 V													
0...5 V													
1...5 V													
0...20 mA (Loop)													
4...20 mA (Loop)													

■ = ON



Example of DIP switch setting with software tool



Power supply via the rail bus