

ACT20P-BRIDGE-S

Weidmüller Interface GmbH & Co. KG
Klingenbergstraße 26
D-32758 Detmold
Germany

www.weidmueller.com

Product image**ACT20P: The flexible solution**

- Precise and highly functional signal converters
- Release levers simplify handling

General ordering data

Version	Measuring bridge converter, Input : Resistance measuring bridge, Output : 0(4)-20 mA, 0-10 V
Order No.	1067250000
Type	ACT20P-BRIDGE-S
GTIN (EAN)	4032248820856
Qty.	1 pc(s).

Creation date 07 February 2022 02:46:12 CET

Catalogue status 03.02.2022 / We reserve the right to make technical changes.

ACT20P-BRIDGE-S

Weidmüller Interface GmbH & Co. KG

Klingenbergstraße 26

D-32758 Detmold

Germany

www.weidmueller.com

Technical data

Dimensions and weights

Depth	113.6 mm	Depth (inches)	4.472 inch
Height	119.2 mm	Height (inches)	4.693 inch
Width	22.5 mm	Width (inches)	0.886 inch
Net weight	176 g		

Temperatures

Storage temperature	-40 °C...85 °C	Operating temperature	-40 °C...70 °C
Humidity	10...90 %, no condensation		

Probability of failure

MTTF	543 Years
------	-----------

Environmental Product Compliance

REACH SVHC	Lead 7439-92-1
------------	----------------

Input

Bridge sensitivity	1.0 mV / V to 5.0 mV / V	Bridge supply voltage	5 V or 10 V
Number of inputs	1	Sensor	Resistance measuring bridge, Total resistance of all parallel resistance measuring bridges: min. 87Ω
Sensor supply	120 mA @ 10 V (= 4 x 350 Ω bridge resistors)		

Output

Load impedance current	≤ 600 Ω	Output current	0...22 mA (adjustable)
Output voltage, note	0...11 V (adjustable)	Type	active, connected control must be passive
load impedance voltage	600 Ω		

General data

Configuration	DIP switch and button	Linearity	Typically ± 0.05 % of signal range
Long-term drift	0.1 % / 10.000 h	Power consumption	3 W @ 24 V DC
Rail	TS 35	Repeat accuracy	± 0.05 % of final value
Step response time	< 400 ms (10...90 %)	Temperature coefficient	typ. 0.005 % / °C
Type of connection	Screw connection	Voltage supply	10...60 V DC

Insulation coordination

EMC standards	EN 61326	Insulation voltage	5.7 kV (input / output, input / supply)
Pollution severity	2	Rated voltage	300 V _{eff}
Surge voltage category	III		

Creation date 07 February 2022 02:46:12 CET

Catalogue status 03.02.2022 / We reserve the right to make technical changes.

ACT20P-BRIDGE-S

Weidmüller Interface GmbH & Co. KG
 Klingenbergstraße 26
 D-32758 Detmold
 Germany

www.weidmueller.com

Technical data

Connection data

Type of connection	Screw connection	Tightening torque, min.	0.4 Nm
Tightening torque, max.	0.6 Nm	Clamping range, rated connection	2.5 mm ²
Clamping range, min.	0.5 mm ²	Clamping range, max.	2.5 mm ²
Wire connection cross section AWG, min.	AWG 26	Wire connection cross section AWG, max.	AWG 12

Classifications

ETIM 6.0	EC002653	ETIM 7.0	EC002653
ETIM 8.0	EC002653	ECLASS 9.0	27-21-01-20
ECLASS 9.1	27-21-01-90	ECLASS 10.0	27-21-01-20
ECLASS 11.0	27-21-01-20		

ACT20P-BRIDGE-S

Weidmüller Interface GmbH & Co. KG
 Klingenbergstraße 26
 D-32758 Detmold
 Germany

www.weidmueller.com

Technical data

Tender specification sheets

Long specification

Short specification

Bridge measuring transformer with electrical 3-way isolation, configurable measurement isolating transformer in 22.5 mm width with external power supply, for recording, transforming and isolating of measurements from industrial strain gauges. Standard DC current/voltage signals are available on the output side. Measuring bridges of up to 3 x 350 Ohm can be supplied via the input circuit. Automatic tare calibration via external switch signal, or manually with a press of a button. 6-wire connection compensates for differences in wire resistance. Bridge excitation voltage can be switched between 5 v and 10 V . Load cells can be calibrated using a button on the front side. I/O signals can be configured via DIP switches. Add-on housing for TS35 rail mounting Dimensions: L/W/H 119.2/ 22.5/ 113.6 mm Screw connection / Nominal cross-section 2.5 mm² Protection degree: IP 20 Input Resistance measuring bridge / 1 mV / V... 5 mV / V Bridge sensitivity +/- 10 mV / +/- 20 mV / +/- 30 mV / +/- 50 mV (adjustable) Input resistance > 1 MOhm Bridge supply 5 V or 10 V

Output 0...11 V / 0...22 mA configurable Load resistance 2...100 Ohm / 1 kOhm/ voltage Temperature coefficient typ. 50 ppm / K

Bridge measuring transformer with electrical 3-way isolation, configurable measurement isolating transformer in 22.5 mm width with external power supply, for recording

ACT20P-BRIDGE-S**Weidmüller Interface GmbH & Co. KG**

Klingenbergstraße 26

D-32758 Detmold

Germany

www.weidmueller.com

Technical data**Important note**

Product information

The ACT20P-BRIDGE-S bridge measuring transducer converts measuring bridge voltages into standard signals. Buttons are used for adjustment to the measuring bridge connected. The bridge measuring transducer can supply up to 4 parallel-connected measuring bridges each with 350 Ω. The device supports simple compensation of the tare weight with a separate input for an external button or an external PLC signal. The power supply is electrogalvanised and isolated from the input and output (3-way isolation).

Properties

- 4-wire and 6-wire measurement
- Supply of up to 4 parallel-connected measuring bridges each with 350 Ω
- Input and output ranges can be adjusted via DIP switches
- Tara compensation via external button or PLC signal
- Operating status display on a front panel LED
- Galvanic 3-way isolation between input, output and supply.

Approvals

Approvals



Approvals

CULUS;

ROHS

Conform

Downloads

Approval/Certificate/Document of Conformity

[Declaration of Conformity](#)

Engineering Data

[CAD data – STEP](#)

Engineering Data

[EPLAN, WSCAD](#)

Software

[Software – DIP switch configuration tool](#)

User Documentation

[Quickstart guide german](#)[Instruction sheet](#)[Quickstart guide english](#)

Catalogues

[Catalogues in PDF-format](#)

Brochures

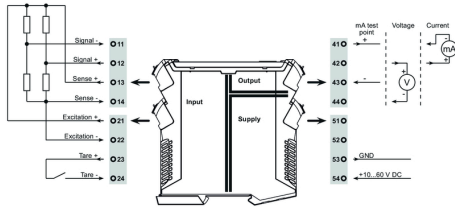
ACT20P-BRIDGE-S

Weidmüller Interface GmbH & Co. KG
 Klingenbergstraße 26
 D-32758 Detmold
 Germany

www.weidmueller.com

Drawings

Electric symbol

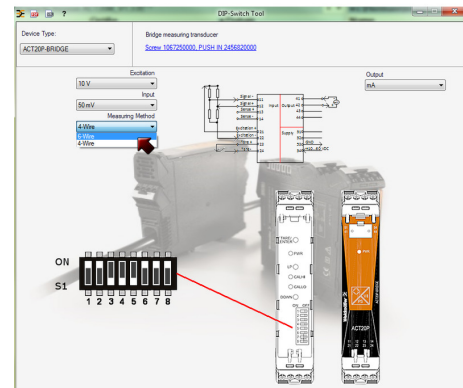
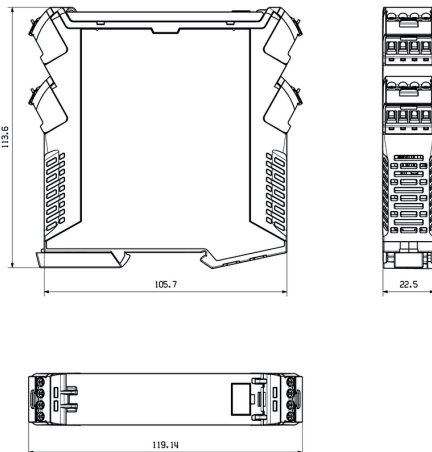


DIP switch setting

		DIP switch							
Excitation	10 V	1	2	3	4	5	6	7	8
	5 V								
Output	mA	1	2	3	4	5	6	7	8
	V								
Input span	10 mV								
	20 mV								
	30 mV								
	50 mV								
Measuring method	4-wire								
	6-wire								

■ = ON

Dimensioned drawing



example for DIP switch setting (with ACT20 tool)