








Slack Wire Spring Tensioning Kit

One Spring Tensioning Kit is required per Pull Wire Switch. The kit comes complete with all the components required to tension the lanyard wire according to the AS/NZS 4024.3610:2015 Standard.



In the kit:

-  2 x Turn Buckle
-  2 x Spring Guide
-  4 x D Shackle
-  2 x Retaining Pin
-  4 x Thimble
-  2 x Spring
-  8 x Crosby Clamp

PRODUCT SPECIFIC

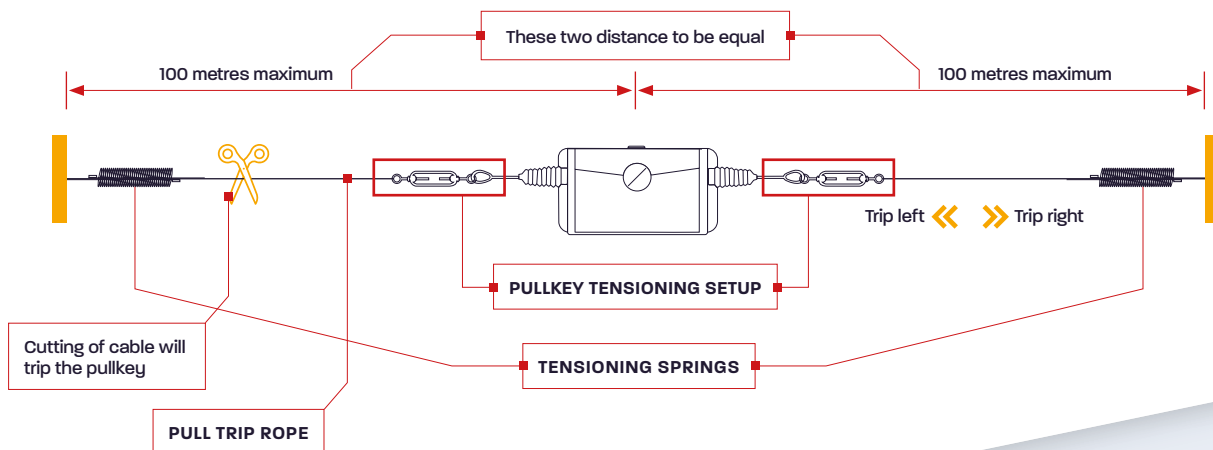
TECHNICAL SPECS & ORDERING DATA

Product Type	Part No.	Materials
Slack Wire Tensioning Spring Kit	SSCE-TK-SS	Stainless Steel

OPERATION PRINCIPLE

The Pull & Slack Trip Type Pull Wire Switch works on a single shaft balanced system. Pulling the pull trip rope to the left or the right

will trip the pullkey, and when the pull trip cable is cut, the tensioning spring on the opposite side of the pullkey will cause the pullkey to trip.



**PULL WIRE SWITCH
ESSENTIALS SUMMARY**

**PRODUCT
SPECIFIC***



**Slack Wire Spring
Tensioning Kit**

UNIVERSAL*



Steel Wire Rope
Pull Wire

**PRODUCT
SPECIFIC***




Black Line Cable
Monitoring Control Cable

UNIVERSAL*



Pigtail Quick Clip
Cable & Pull Wire support

UNIVERSAL*



Pigtails 1 Turn
Cable & Pull Wire support

UNIVERSAL*



Pigtail 1.5 Turn
Cable & Pull Wire support

UNIVERSAL*




Emergency Stop Label
On Pull Wire Rope and Monitoring Cable

**PRODUCT
SPECIFIC***



Canopy
Additional mechanical protection for Pull
Trip Type Pull Wire Switch

UNIVERSAL*



Wedge Clamp
Cable support for Pull Trip Type Pull Wire
Switch

* Universal: The essential product is universal to other systems including Safe-T-Pull and NHP systems.
* Product Specific: To be used with Smart Series product range only.