



Extract from our online catalogue:

nero-25/CE

Current to: 2023-11-13



Ultrasonic proximity switch nero in M18 plastic sleeve with 4 detection ranges

HIGHLIGHTS

- › Variant with 90° angled head
- › UL Listed to Canadian and US safety standards

BASICS

- › 1 switching output, pnp or npn basis
- › Analogue output 4–20 mA or 0–10 V
- › 4 detection ranges with a measurement range of 20 mm to 1.3 m
- › microsonic Teach-in on pin 2
- › 0.2 mm resolution
- › 10–30 V operating voltage

Description

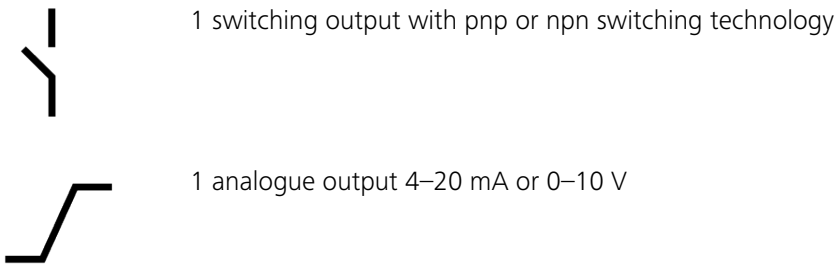
nero ultrasonic proximity switches

are available in a M18 plastic sleeve. In addition to the axial beam direction variant, there is also a housing variant with a 90° angled head and radial beam direction.

The ultrasonic proximity switches detect contactless and reliable objects with four detection ranges from 20 mm to 1.3 m.

For the nero sensor family

there are 2 output stages and 4 detection ranges available:

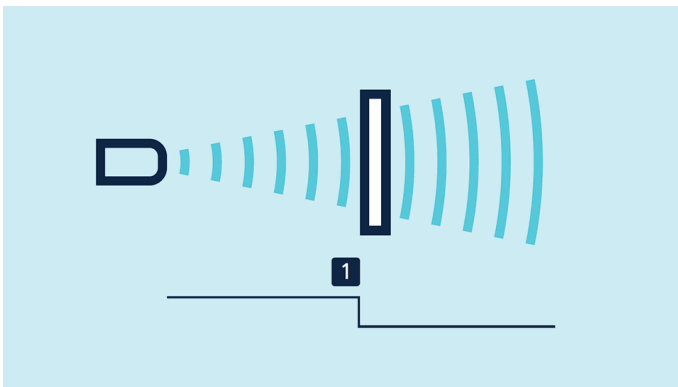


Sensors with switching output have three operating modes:

- › Single switching point
- › Two-way reflective barrier
- › Window mode

Teach-in of a single switching point

- › Place object to be detected (1) at the desired distance
- › Apply $+U_B$ to pin 2 for about 3 seconds
- › Then apply $+U_B$ to pin 2 again for about 1 second

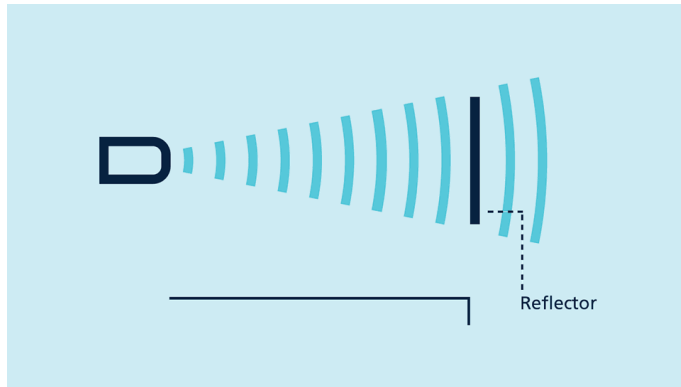


Teach-in of a switching point

Teach-in of a two-way reflective barrier

with a fixed reflector

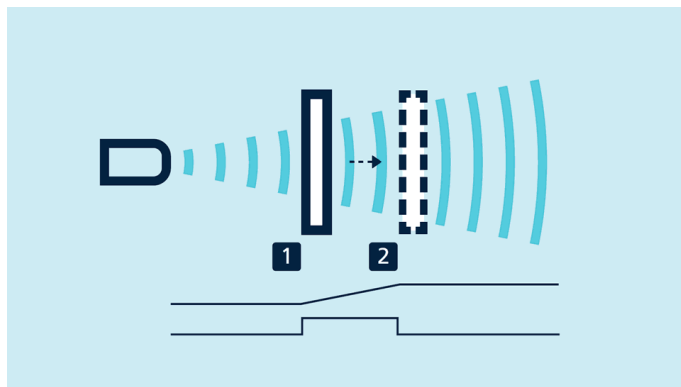
- › Apply $+U_B$ to pin 2 for about 3 seconds
- › Then apply $+U_B$ to pin 2 again for about 10 seconds



Teach-in of a two-way reflective barrier

For configuration of a window

- › Place object at the near edge of the window (1)
- › Apply $+U_B$ to pin 2 for about 3 seconds
- › Then move the object to the far edge of the window (2)
- › Then apply $+U_B$ to pin 2 again for about 1 second



Teach-in of an analogue characteristic or a window with two switching points

NCC/NOG

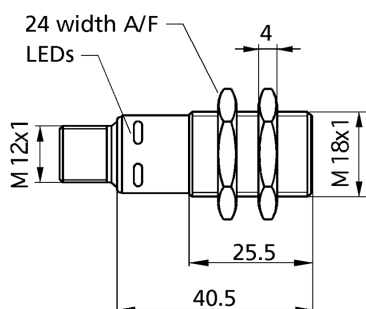
and rising/falling analogue characteristic curve can also be set via pin 2.

One green and one yellow LED

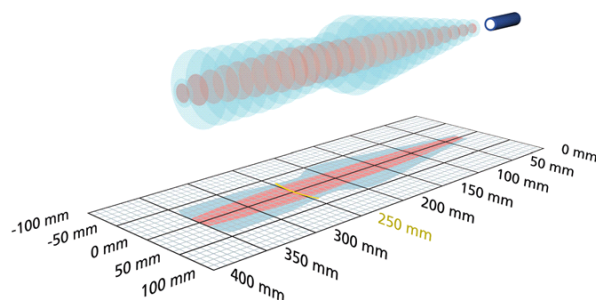
indicate the state of the output and support microsonic Teach-in.

nero-25/CE

scale drawing



detection zone



1 x npn



measuring range	30 - 350 mm
design	cylindrical M18
operating mode	proximity switch/reflective mode reflective barrier window mode
particularities	UL Listed

ultrasonic-specific

means of measurement	echo propagation time measurement
transducer frequency	320 kHz
blind zone	30 mm
operating range	250 mm
maximum range	350 mm
resolution	0.20 mm
reproducibility	± 0.15 %
accuracy	temperature drift 0.17 %/K

electrical data

operating voltage U_b	10 - 30 V d.c., reverse polarity protection
voltage ripple	± 10 %
no-load current consumption	≤ 40 mA
type of connection	4-pin M12 initiator plug

nero-25/CE

outputs

output 1	Schaltausgang npn: $I_{\max} = 200 \text{ mA}$ ($-U_B+2V$)
switching hysteresis	3 mm
switching frequency	25 Hz
response time	32 ms
delay prior to availability	< 300 ms

inputs

input 1	Teach-in input
---------	----------------

housing

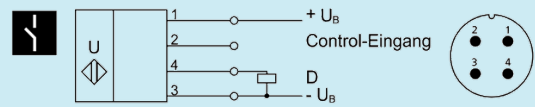
material	PBT
ultrasonic transducer	polyurethane foam, epoxy resin with glass contents
max. tightening torque of nuts	1 Nm
class of protection to EN 60529	IP 67
operating temperature	-25°C to +70°C
storage temperature	-40°C to +85°C
weight	15 g
further versions	90° angular head
further versions	nero-25/WK/CE

technical features/characteristics

temperature compensation	no
controls	control input
scope for settings	Teach-in
Synchronisation	no
multiplex	no
indicators	1 x LED green: working, 1 x LED yellow: switch status
particularities	UL Listed

nero-25/CE

pin assignment



order no.

nero-25/CE

The content of this document is subject to technical changes.
Specifications in this document are presented in a descriptive way
only. They do not warrant any product features.